

Is Dowsing a Useful Tool for Serious Scientific Research?

Jeffrey S. Keen^{*†}

It is well known that the act of observation can appear to affect the results of certain scientific experiments. However, some research techniques into the causes of this phenomenon have been branded as non-scientific due to the mind producing personal, un-metered, and seemingly inconsistent results. This research into the reasons for this variability has produced two important conclusions. First, a powerful technique for studying the mind has been established, in which confidence exists because measurements using this technique have led to universal constants. Subsequent use of this technique in further research has shown that the mind and the perception of an observer may be significantly affected by the local and non-local environment, and is dependant on the time of the day, month, or year on which those measurements are made. This research has led towards a greater understanding of the structure of the universe and its connection to consciousness and information. It has also demonstrated that it is possible to communicate information faster than the speed of light.

Pre-amble and Background

Attempting to link quantum physics with general relativity is one current approach to the comprehension of the structure of the universe. However, this could be an impossible objective as recent theories suggest that gravity is not a fundamental force but a consequence of the way information about material objects is organised in space-time (*e.g. Reference 21*). In this theory, gravity is analogous to, say, the flow of water,

* BSc Hons ARCS MInstP CPhys CEng www.jeffreykeen.co.uk

and involves a holographic universe, information, entropy, statistics, and chaos theory. However, such theories do not explain acts of observation affecting the results of scientific experiments, and other phenomenon not explicable by current theories. Many researchers (*e.g. References 4, 7, 8, 11*), including the author, believe that understanding the structure of the universe lies not just in physics and the above concepts, but also involves consciousness and cognitive neuroscience together with understanding the nature and perception of information.

Although controversial, Noetics in general, and current theories of dowsing in particular, have involved for many years all of the above concepts. This paper combines these considerations in a non-orthodox, but heuristic approach, linked by geometry. Traditionally, dowsing has been frowned upon because of non-scientific uses, perceived inconsistencies in results, and the inability to use a physical meter that does not depend on the mind. Consequently, this paper only uses dowsing for quantified academic research, mainly by dowsing pure geometric shapes, and measuring the dimensions perceived. This has enabled systematic investigations into why variations occur in dowsed measurements, and to identify their causes.

As some of the findings involve universal constants such as the inverse of the Fine Structure Constant (137), tetrahedral geometry angles, arcsine 1/4 and 1/5, or measuring to an accuracy of a few seconds that the time light takes to reach the earth from the outer planets, the answer to the question posed in the title must be an emphatic “yes”. Noetics is proving to be a powerful and relevant research tool. This work has identified and developed the connection between consciousness, information, and the structure of space-time.

This article is a summary of 8 papers pre-published by the author, augmented with concepts on the author’s website (*see Reference 13*).

Introduction, Protocol and Methodology

This article involves “subtle energy” fields, the nature of which is currently unknown, but is the subject of this research. These fields usually comprise lines, spirals, and geometric patterns, which can be detected intuitively by some people or by dowsing. For the non dowser, a brief introduction to dowsing can be found in *References 1, 2, 3, 5, 6, 13*.

Non dowsers have difficulty in comprehending what dowsers feel, sense, or visualise. Although atoms or electricity cannot be seen, touched, smelt, tasted or heard by the normal human senses, they are physical and can be detected by physical equipment and meters. Dowsing, on the other hand, involves the mind and consciousness – not matter and the physical. At present there are no meters to measure consciousness, so it is necessary to use the mind’s perception and its interaction with the body’s senses. Sight is probably a good analogy to the dowser’s perception. Sight is only a model formed in the brain, but the observer believes that he or she is “seeing directly” what is being looked at. Dowsing is a similar model in the brain. (*see Reference 14*).

Dowsing involves the mind interacting with its environment in the widest sense via consciously specifying intent and visualising what information is being sought. Dowsing has many applications, but in this paper it is purely academic, and relates to “earth energies” and naturally occurring “subtle energy” fields, the nature of which are not yet understood, but are currently being researched. The simplest form of dowsing involves information requests of a binary nature; basically a “yes” or “no” answer to a question. An example of academic dowsing intent could be “give me a yes” when entering the boundary of a subtle energy beam under investigation, so accurate dimensions can be measured.

Dowsing and associated intuitive techniques fall into several different categories. Some gifted people are able to visualise “subtle energies” without the use of devices. Other device-less dowsers feel a positive sensation in their mind’s eye, throat, solar plexus, or fingers. Most dowsers need a rod, pendulum, or other device to amplify the dowsing sensation. The research for this article was initially undertaken with angle rods because the author feels they react quickly, respond accurately to boundaries, indicate the direction of flow of the subtle energies being dowsed, and are easy to use on-site, even in the wind or rain. More accurate measurements were then made using device-less dowsing.

This paper summarises a series of experiments covering variations in measurements by groups of observers and individuals. Surprisingly, the general reasons for variability are numerous, including the superimposition of many local and non-local factors, and depend on different times of the day, month, or year on which those measurements are made. These factors are now individually covered.

Personal Factors

A logical starting point is to address the question of why different dowsers obtain different results for the same measurement. *Reference 16* details relevant experiments involving a group of 13 experienced dowsers from the Dowsing Research Group. Table 1 summarises the findings. All the members of the group “saw” the same phenomenon – the yardstick line ending in a conical helix with a vertical axis. However, each member saw this helix, and hence the length of the line, in a slightly different position. For experienced dowsers, this group variation in the same length is about 7% which is not a serious divergence. Notwithstanding that different dowsers obtain varying lengths for the same measurement it is important to realise that ratios, angles, and the format of

discovered equations are consistent and correct. In general, only the scales and multiplying constants will differ in the obtained formulae.

DRG Variation in the Measurement of a Standard Line

| Date | 14/6/08 | 14/6/08 | 14/6/08 | 15/6/08 | 15/6/08 | |
|--------------------------------|-----------------|-----------------|-----------------|-----------------|-----------------|--------------|
| Time | 11:30:00 | 16:00:00 | 22:30:00 | 09:30:00 | 12:30:00 | |
| Average Length <i>m</i> | 5.46 | 5.38 | 5.49 | 5.48 | 5.21 | 5.40 |
| Stnd Deviation | 0.43 | 0.42 | 0.36 | 0.40 | 0.37 | 0.39 |
| Deviation/length % | 7.86% | 7.79% | 6.58% | 7.22% | 7.01% | 7.29% |
| Maximum Value <i>m</i> | 5.98 | 6.16 | 6.32 | 6.01 | 6.00 | 6.09 |
| Minimum Value <i>m</i> | 3.90 | 4.05 | 4.70 | 4.20 | 4.30 | 4.23 |
| Max:Min Ratio | 1.53 | 1.52 | 1.34 | 1.43 | 1.40 | 1.45 |

Table 1

This divergence does not apply to individuals because their own measurements are consistent; a conclusion that is used in further research. Averaging group measurements can therefore be meaningless. To confirm findings, several experienced dowers are required to compare individual results.

These findings support the theory, briefly mentioned earlier, that dowsing involves a model in the brain which is superimposed on the sight model. (*see Reference 14*). The results in Tables 1 also suggest that the length of a dowsable line changes over a period of time. This is now explored further.

Daily Variations caused by the Earth Spinning on its Axis

Reference 17 shows that significant variations in the yardstick length occur during the course of a day. Figure 1 summarises the findings graphically.

Measurement Variations over a 24 Hour Period

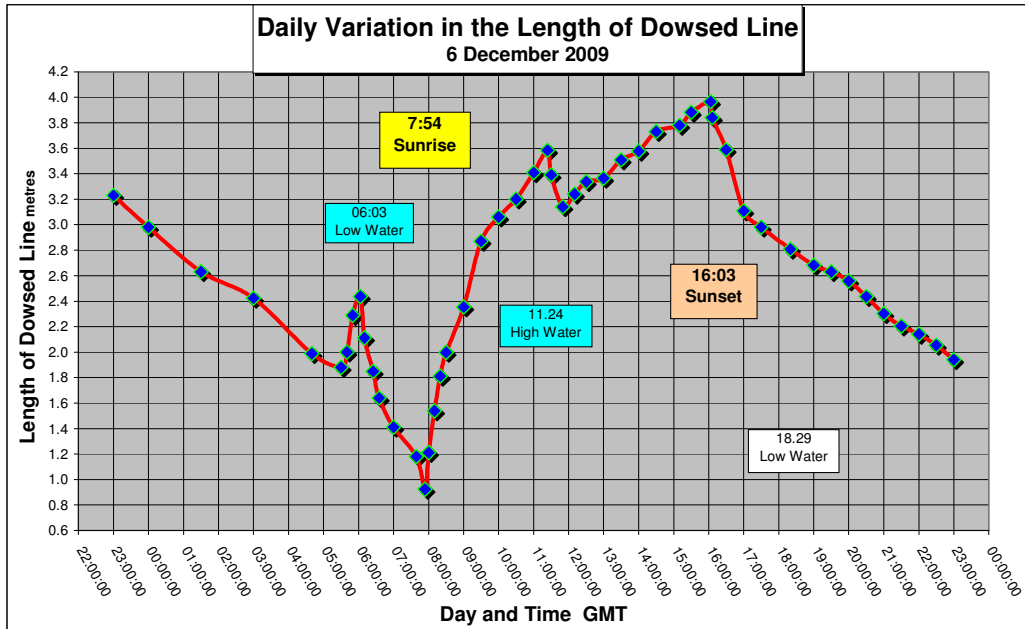


Figure 1

In general, perceived measurements gradually increase in length during daylight hours, and continually reduce during the night. The major turning points are the local times of sunrise and sunset. To a lesser extent tides have an influence. As these correlations were only realised on analysis several weeks after the data was collected, the dowser was unaware of these factors. The same results are obtained if the experiment is performed in a darkened room so the dowser is unaware of dawn and dusk. Similarly, if the dowser flies to a time zone with a significant time difference, and the experiment repeated immediately so the dowser has no time to become acclimatised, identical results are obtained. On further more detailed analysis, the sunrise, sunset, and

tidal peaks are accurate to within 1 minute. These and other results suggest that dowsing obtains information directly in the mind, and is not a physiological effect produced by say sunlight and gravity.

The conclusion is therefore that the sun and gravity (via its influence on tides) not only have a significant effect on dowsed measurements, but also directly affect consciousness. i.e. the mind interfaces with the environment.

Monthly and Annual Variations caused by Gravity

Lunar monthly and annual cycles have been identified as affecting perception. Details of experiments can be found in *Reference 18*, but are summarised in Figures 2 and 3. The main obvious feature in Figure 2 is that the measured length fluctuates wildly with the position of the moon. Near full moon the readings are maxima, whilst at new moon they are minima: a ratio of 225:1 for that lunar month. Full moon produces a lower gravitational force on earth, as the sun and moon's gravity are pulling in opposite directions.

As apparent from the graphs in Figure 3, four lines summarise measurements taken at four specific times in successive lunar months, over a period of one year. Taking the new moon line as an example, the length of the yardstick line increases from 2.0 metres to 4.8 metres; more than doubling in a ratio of 1:2.4, or 140%. The peaks and troughs near aphelion and perihelion suggest gravity is again involved. A stronger gravity situation near perihelion produces shorter lines, whilst weaker gravity at aphelion increases perceived length. This conclusion is consistent with monthly variations as discussed above. One effect is that the moon's gravity can increase the perceived length of a line by 225 times, and its effect is much greater than the sun which can only cause a 2.4 times increase!

The Moon's Effect on Dowsing Measurements

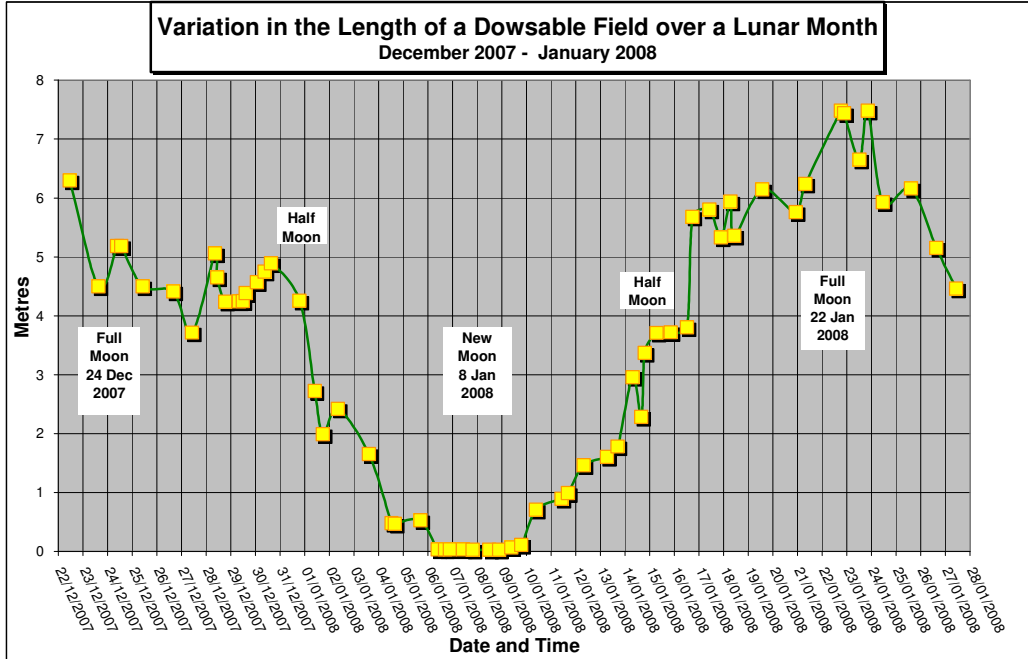


Figure 2

The Sun's Effect on Dowsing Measurements

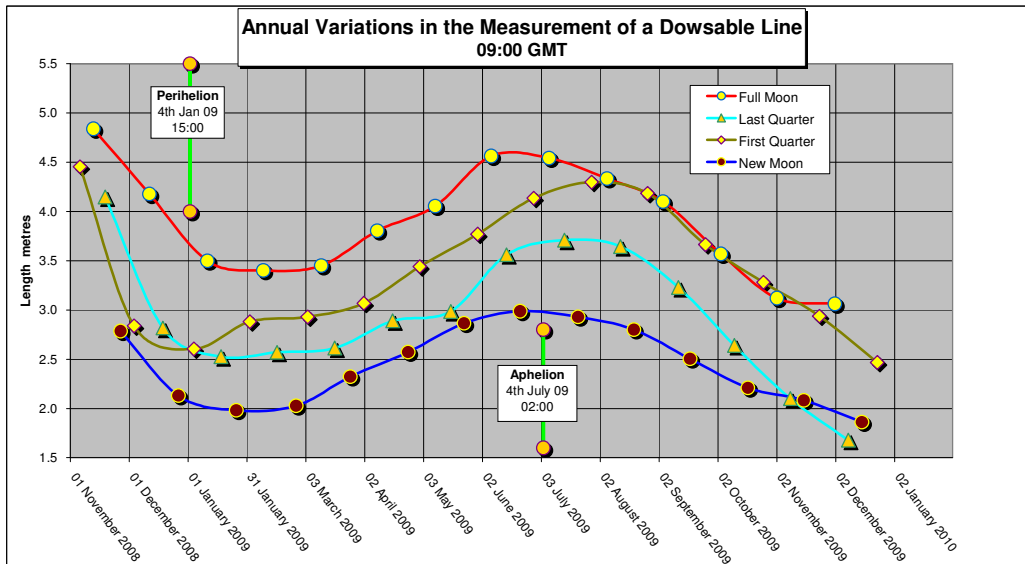


Figure 3

Having dismissed other possible factors, these variations in measurements suggest that the moon and the sun’s gravity can have a significant effect on information, the mind, and consciousness.

Mary Line at Glastonbury

| | | |
|-----------------------|--------------|-------|
| Outside the Mary Line | 0.915 metres | |
| With the flow | 1.955 metres | +114% |
| Against the flow | 0.670 metres | -27% |

Psi Line

| | | |
|----------------------|--------------|--------|
| No Psi line | 2.332 metres | |
| With the Psi flow | 4.155 metres | +78.2% |
| Against the Psi flow | 0.507 metres | -78.3% |

Table 2

Variations caused by Subtle Energies

At this stage it is instructive to examine subtle energies in general. There are numerous forms of subtle energies, some of which are listed in *Reference 19*, each with different measured properties. Their presence can significantly affect dowsing measurements. For example, subtle energy lines or fields seem to have a direction of “flow” which has vector properties, and the observed length of the yardstick depends on the **direction** of measurement. Measurements may be stretched or compressed depending if made with or against the direction of flow of the energy line. As one example of many, Table 2 summarises measurements made on two arbitrary energy lines, each on a different day. As is apparent, the length of the standard yardstick is different if the measurement is

made outside of the energy field, or inside the energy with the flow, or inside the subtle energy but against the flow. In one case the length doubled when measured with the flow.

The Effects of Geometric Alignments

Certain geometric alignments of any three bodies create a subtle energy beam that can be readily detected by the mind and quantified by using the yardstick. On investigation it can easily be shown that these subtle energy beams generated by alignments are unique, and have a totally different set of properties to the more usual earth energies or mind created psi-lines discussed in the previous section.

3-Body Alignment Subtle Energy Beam - Full Moon Simulation

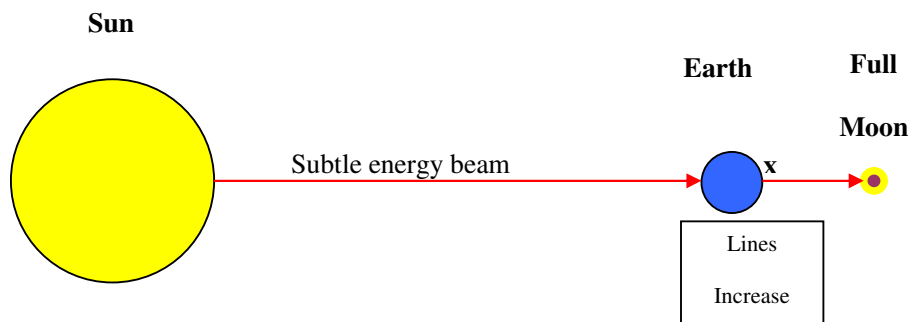


Figure 4

3-Body Alignment Subtle Energy Beam - New Moon Simulation

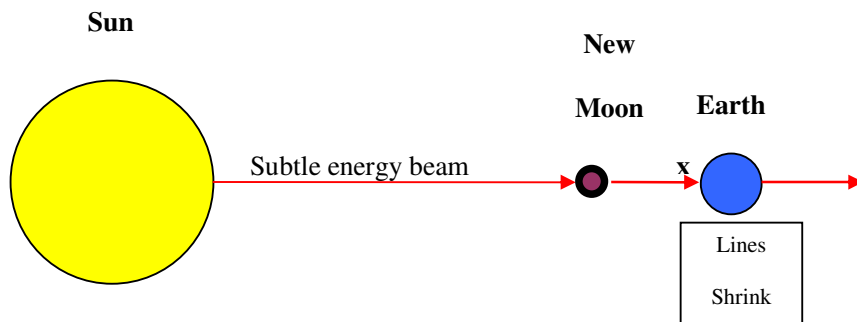


Figure 5

Although any 3-bodies produce the same effect, Figures 4 and 5 simulate the alignment of the sun, earth, and moon at both full and new moon. This approach makes it easier to understand the geometry of this phenomenon, and compare actual astronomical observations with small sized table-top experimental results. The subtle energy beam flows away from the “sun” towards the “earth”. Intriguingly, at the full moon geometry in Figure 4, the lengths of lines when measured at the centre object expand.

Unexpectedly, when making measurements near the outer object in the new moon simulation geometry illustrated in Figure 5, lines contract. This effect is therefore different to the flow vector discussed above in a non-interactive environment, and is explained in *Reference 19*. It is important to stress that these findings apply equally to table top experiments with 3 small pebbles, 3 circles drawn on paper, or at actual full or new moon. When dowsing, pure geometry (i.e. images not involving matter or mass) has the same effect as solid bodies and mass.

The subtle energy beam leaving either side of 3 interacting bodies has a perceived flow emanating outwards from the largest object, extends over very large distances even for small bodies, and is slightly divergent. Significantly, this beam has a divergence angle involving the inverse of the Fine Structure Constant ($1/137$), which suggests that this “consciousness beam” is linked to the structure of the universe. The reasons for this are explained in *Reference 19*.

The above findings relate to 3 static bodies. Figures 6 and 7 summarise graphically the findings in the dynamic situation such as the moon orbiting the earth. Although these graphs relate to new and full moon, identical results are found as any 3 bodies move in and out of alignment. As is apparent, significant resonance peaks and troughs are produced in dowsed measurements. These peaks and troughs represent a

combination of the varying intensity of this subtle energy beam, coupled with its vector properties for affecting measurements. The maxima and minima occur at optimum alignment. Further details and analysis are given in Reference 19.

The New Moon's Effect on Dowsing Measurements

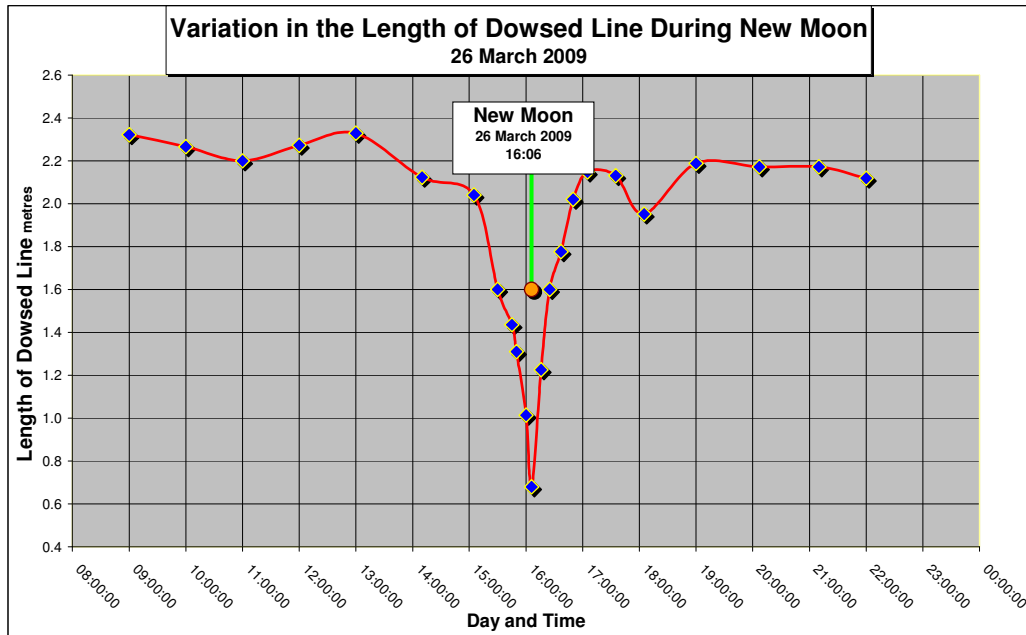


Figure 6

To avoid any confusion, the lunar monthly variations that were discussed in an earlier section, relate to the slower gravitational changes that occur over days and weeks. These sharp peaks and troughs at new and full moon only exist for minutes or a few hours, and are a special case of 3-body alignments. They augment the lunar monthly effect. Geometric astronomical alignments, not gravity, cause resonance effects at new and full moon. It has long been recorded that new or full moons trigger well known biological events in animals and plants that affect their behaviour. Is this 3-body subtle energy their cause?

The Full Moon's Effect on Dowsing Measurements

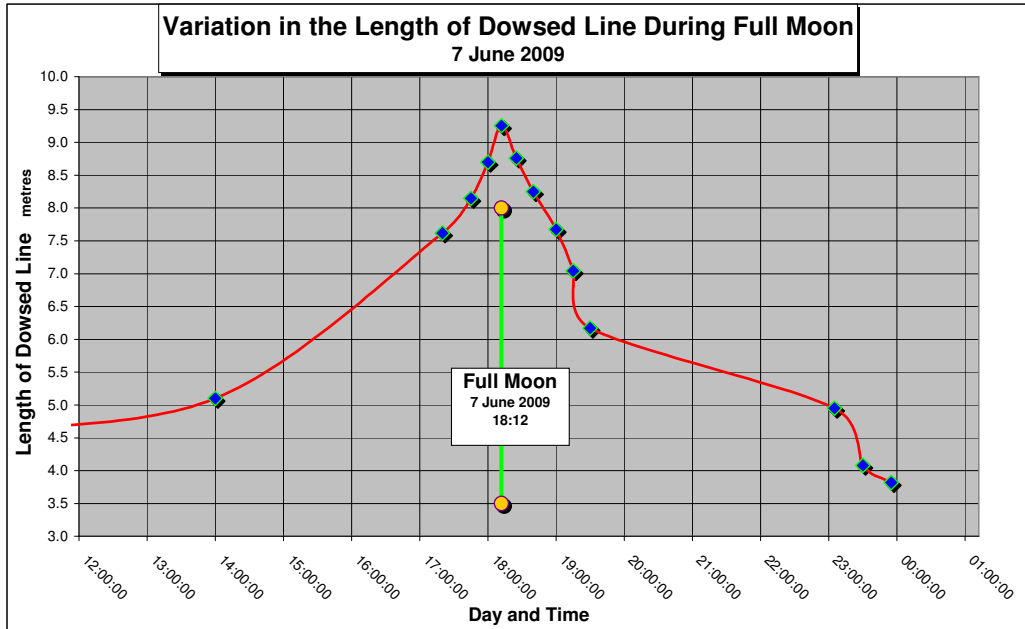


Figure 7

The above analysis assumes perfect alignment of their 3 centres, such as at a total eclipse. What happens when the 3-bodies are not in perfect alignment? What are the geometric limits that are necessary to produce subtle energy beams? The detailed findings are published in *Reference 22*, and summarised in Figures 8 and 9, where the red curve relates to full moon simulation, and the blue graph is for new moon. The subtle energy is present when the line length is greater than zero. As is apparent, the subtle energy beam is created if the maximum angle out of perfect alignment (α in Figure 9) is arcsine 1/5 (11.5°) for full moon simulation, but arcsin1/4 (14.5°) for new moon simulation. Sine 1/n is common in subtle energy research, where n is either an odd or even integer, (but never both together), often as the apex half angle of concentric conical helices. (See *References 6, 9, 10, 12*).

The unexpected conclusion is that actual full and new moons have identical properties to interacting small stones or mass-less geometric shapes. Again, there seems

to be an equivalence between pure geometry, and matter without the effects of mass. The fact that the sun, earth, and moon behaves identically to small stones and geometric patterns is the ultimate example of Global Scaling Theory. (See Reference 20).

The Decay in Subtle Energy as 3-Bodies come out of Alignment

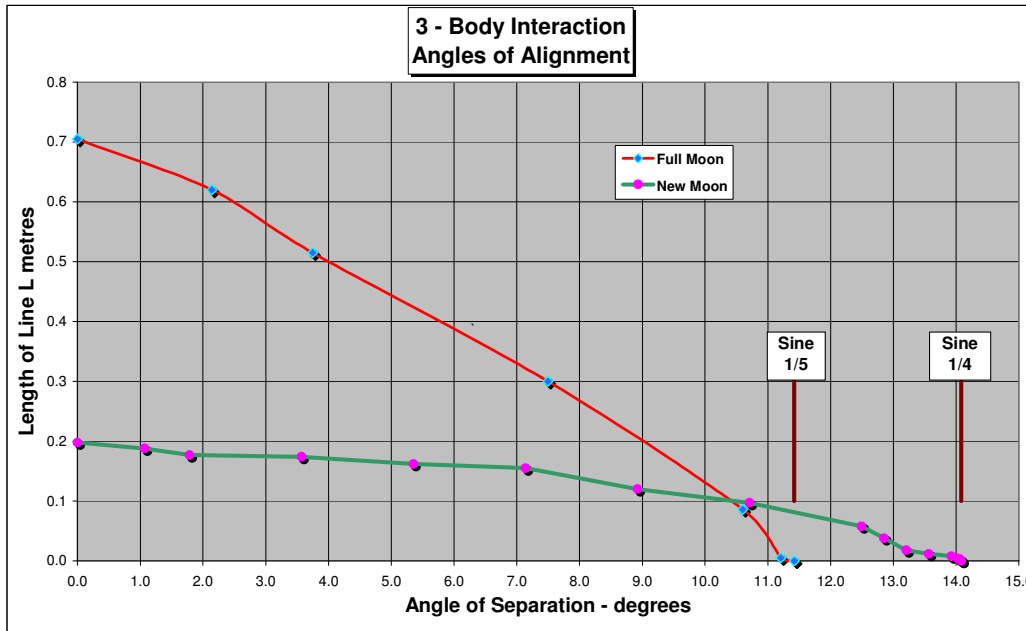


Figure 8

3-Body Interaction: The Geometric Limits to Produce a Subtle Energy Beam

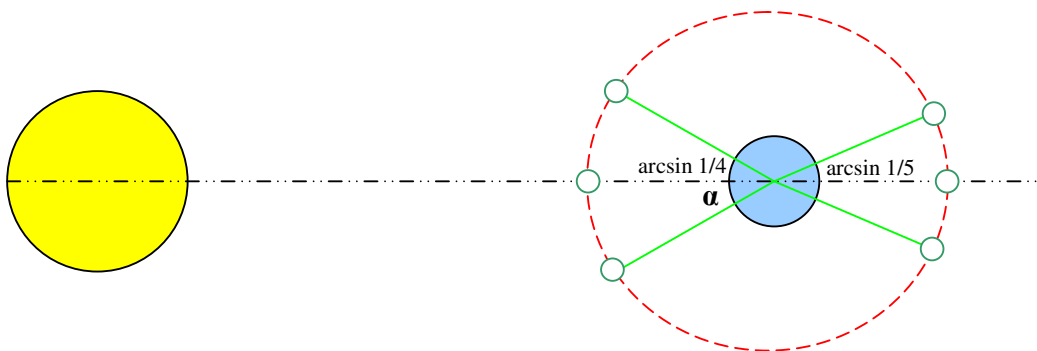


Figure 9

Communicating Information Instantaneously across the Solar System

As this 3-body alignment beam extends into the solar system, it is possible to quantify the speed of communicating conscious information across the solar system. *Reference 23* details the findings, which are summarised in Figure 10 and Table 3. Via the use of a standard yardstick, significant resonance peaks have been detected **before** the published times in astronomical charts of new and full moons, as well as at the conjunction of planets, with the moon and earth. With remarkable accuracy, these time differences equal the time light from the sun or planet takes to reach the earth.

Measuring the Speed of Light from Jupiter

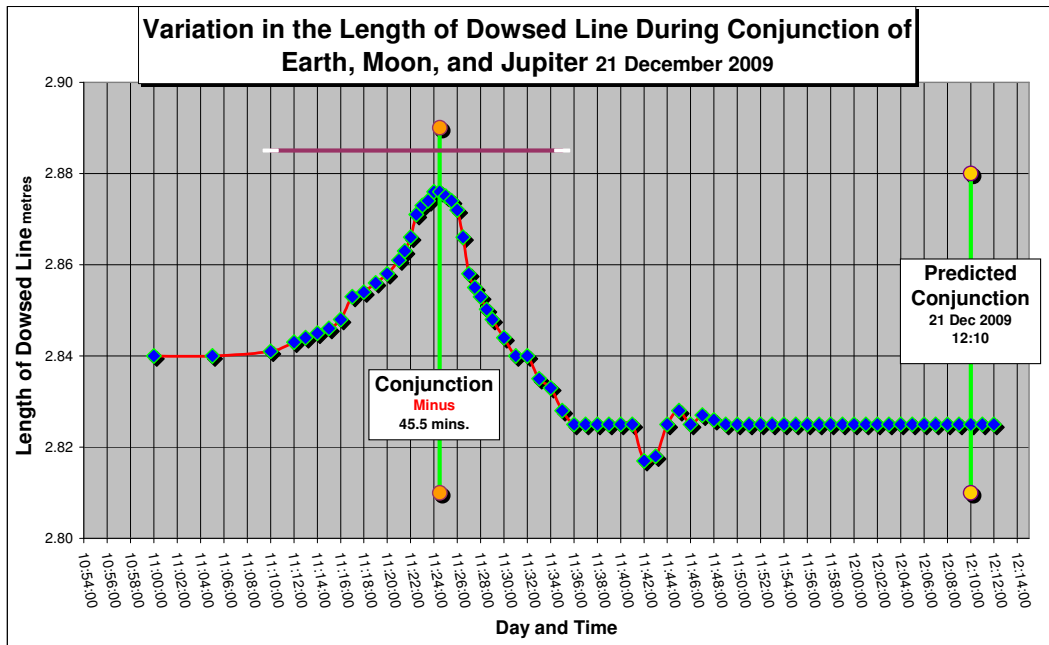


Figure 10

Figure 10 is the result of a Jupiter – Moon conjunction on 21st December 2009. The peak of the graph occurred 45.5 minutes before the predicted time of 12:10. At that time, Jupiter was 5.51 Astronomical Units (AU) from the earth. Assuming 1 AU = 93,000,000 miles, and light travels 670,616,629 mph in vacuum, the light from Jupiter took 45.85 minutes to reach an observer on earth. This is an accuracy of $0.35/45.85 =$

0.76%. As this and similar analyses were done several days after conjunction, the dowser could not be aware of the time differences.

Measuring the Speed of Light from the Outer Planets

| Planet in Alignment | Predicted Date of Alignment | Predicted Time of Alignment GMT | Time of Detected Resonance Peak GMT | Earth Planet Distance | Light From Planet Reaches Earth in | Predicted minus Observed Times |
|---------------------|-----------------------------|---------------------------------|-------------------------------------|-----------------------|------------------------------------|--------------------------------|
| Jupiter | 21/12/09 | 12:10 | 11:48 | 5.51 AU | 45.85 minutes | 45.5 minutes |
| Saturn | 10/12/09 | 05:07 | 03:48 | 9.68 AU | 80.55 minutes | 79.0 minutes |
| Saturn | 12/11/09 | 19:53 | 18:40 | 10.08 AU | 83.86 minutes | 73.0 minutes |

Table 3

This experiment was first performed twice with Saturn, which theoretically, would give more accurate results as it is further away from the earth. Table 3 summarises the results, and confirms the effect, and illustrates improved accuracy as techniques were refined in subsequent experiments. This is a remarkable result, and gives a convincing proof of instantaneous communication.

Conclusions – About Dowsing

These findings show why, on the surface, dowsing can appear to give inconsistent results. The overriding result is that measurements are not absolute, but relative to the individual's mind. However, it is important to realise that for groups of people ratios, angles, and the format of discovered equations are consistent and correct. In general, only the scales and multiplying constants will differ in the obtained formulae.

Numerous physical causes of variation include the earth spinning on its axis, the effects of sunlight, gravitational effects from the sun and moon, subtle energy lines and fields, and multi-body interactions both locally and astronomically. All these factors relate to the environment in its widest meaning.

Stronger gravity produces shorter lines, whilst weaker gravity increases perceived length. Having dismissed other possible factors, these variations in measurements suggest that the moon and the sun's gravity can have a significant effect on information, the mind, and consciousness.

Experimental results when dowsing geometric alignments have, for the first time, been measured, analysed and documented. Measurements are increased if made with the flow of subtle energy, but reduced if measured inside the subtle energy but against the flow. There seems to be an equivalence between pure geometry, and matter without the effects of mass. The findings have demonstrated a strong link between geometry, consciousness, and the creation of subtle energies that not only effect measurements, but also can cross the solar system.

Einstein was wrong when claiming that nothing can go faster than light. Dowsing can detect that the communication of some fundamental information across the solar system is not only faster than the speed of light, but probably instantaneous. As it has been demonstrated that the subtle energy beam produced by 3 aligned cosmic bodies can be detected by the mind, it may be the mechanism that caused "sensitive" ancients to believe in astrology.

Conclusions - Extrapolations

These results are only obtained with the appropriate intent. This research suggests that the act of dowsing obtains information directly in the mind, and is not a physiological or physical effect. The implication is that dowsing involves the mind interacting not only with the local environment, but with space-time. Using possible analogies, intent selects the appropriate "channel", "frequency", or "password". i.e. consciousness involves the mind interfacing with the structure of the universe.

As some of the findings involve universal constants such as the inverse of the Fine Structure Constant (137), tetrahedral geometry angles, arcsine 1/4 and 1/5, detecting daily, lunar monthly, and annual effects, or measuring to an accuracy of a few seconds the time light takes to reach the earth from the outer planets, the answer to the question posed in the title of this paper must be an emphatic “yes”. Noetics is proving to be a powerful and relevant research tool. This work has identified and developed the connection between consciousness, information, and the structure of space-time.

Conclusions - Postulations

These results lead to the following exciting postulations.

1. The structure of the universe, from the Planck level to galaxies, enables 2 or more geometrical bodies to be “aware” of each others existence and precise location.
2. Similarly, the structure of the universe enables 3 geometrical bodies to “know” instantly when they are in perfect alignment.
3. As the same results are obtained for dowsing 3 large interacting cosmic bodies as for 3 micro objects, the findings support Global Scaling Theory.
4. The same phenomenon demonstrated as a result of geometric alignment for macro objects could equally apply to help explain quantum entanglement at the micro level.
5. There may be a strong connection between the subtle energies reported here, and “dark energy” which makes up over 75% of the universe.

The Way Forward

These are significant results not only in investigating how dowsing works, but possibly more importantly, for adopting the use of dowsing in scientific research, and furthering

the study of consciousness and the structure of the universe. As all the above proven astronomical factors influence people's perceptions, further research is justified into whether there are linked physical and health implications as well.

METHODS SUMMARY

For the calibration of dowsing measurements, a practical standard “yardstick” and protocol (*See Reference 15*), was adopted for this research. This involves dowsing pure geometric shapes, and in particular a dot (0-dimensional). When dowsing, the dot transforms into a perceived variable line, the furthest point of which is a precise measurable boundary. The length of this line is affected by the “strength” of the subtle energy being investigated.

As always, it is imperative to specify and keep focused on the dowser's actual “intent” and the precise dowsing question. This involved the dowser simultaneously focusing on the objects which were the subject of the experiment, the purpose of the experiment, and the yardstick. The intent of each dowser also included the elimination of interactions from all other dowsers, as well as mentally erasing all previous dowsing results produced by themselves or other people. Finally, intent had to be “now” to avoid time errors. Recording time and date is essential to allow for known lunar and other astronomical perturbations. For each experiment the perceived length of the yardstick line was measured. This simple measurement was the basis for the experiments detailed in this paper.

The advantages of this technique include an easy to produce universal standard, which is very practical, provides precise measurements, and is easily repeatable. The dowsed line conveniently takes on the properties of the field being investigated. This is a non-evasive technique that does not seem to affect the fields being studied. The

validation of this technique is proven as members of a group dowse the same phenomenon. The findings here have also been shown to be repeatable.

To minimise errors, the tape measures used in the experiments were adjacent to the perceived line being investigated thereby avoiding parallax. Once an initial measurement had been made, it was then fine tuned using device-less dowsing by moving a sharp pointer adjacent to the tape measure to obtain an accuracy of $\pm 2\text{mm}$. Only one person dowsed at a time to avoid cross-contamination of information.

References and Bibliography

1. The British Society of Dowzers, Earth Energies Group : *An Encyclopaedia of Terms*
2. The British Society of Dowzers website <http://www.britishdowzers.org/>
3. Bird, Christopher : *The Divining Hand*, Shiffer Publishing, 1993
4. Tiller, William : *Subtle Energies, Intentionality and Consciousness*, Pavior 1997, 0964263742
5. *The Physics of Dowsing & the Brain*, December 2001, Vol. 6 No 24 The BSD Earth Energy Group Newsletter
6. Keen, Jeffrey : *Consciousness, Intent, and the Structure of the Universe*, Trafford, 2005, 1-4120-4512-6, <http://www.trafford.com/robots/04-2320.html>
7. Radin, Dean : *Entangled Minds*, Paraview, 2006, 1-4165-1677-8
8. Rosenblum, Bruce & Kuttner, Fred : *Quantum Enigma*, OUP/Duckworth, 2007, 978 07156 36541
9. The American Dowser : *The Anatomy of Conical Helices, Consciousness, and Universal Constants* – Parts 1- 4, February - October 2007, Vol. 47 Nos. 1, 2, 3, 4
10. Dowsing Today : The Journal of the British Society of Dowzers : *Angkor Wat, Consciousness, and Universal Constants* – Parts 1- 2, September - December 2007, Vol. 41 Nos. 297, 298
11. Wallace, Alan : *Hidden Dimensions (The Unification of Physics and Consciousness)*, Columbia University Press, 2007
12. ASD Digest : *The Tree of Life and Universal Constants*, Winter 2008-09, Vol.49 Issue No. 1
13. Further details can be found on the author's website www.jeffreykeen.org
14. *A Model of Consciousness*, April 2009, Vol. 65 No 4 World Futures – The Journal of General Evolution, Taylor & Francis
15. Keen, Jeffrey : *A Standard "Yardstick" and Protocol for Dowsing Research Measurements*; October 2009, e-paper online at <http://vixra.org/abs/0910.0037>
16. Keen, Jeffrey : *The Causes of Variations When Making Dowsable Measurements; Part 1 - Introduction and Personal Factors*, 28 November 2009, e-paper online at <http://vixra.org/abs/0911.0062>
17. Keen, Jeffrey : *The Causes of Variations When Making Dowsable Measurements; Part 2 Daily Variations Caused by the Earth Spinning on Its Axis*, 10 December 2009, e-paper online at <http://vixra.org/abs/0912.0024>

18. Keen, Jeffrey : *The Causes of Variations When Making Dowsable Measurements; Part 3 Monthly and Annual Variations caused by Gravity* , 24 December 2009, e-paper online at <http://vixra.org/abs/0912.0049>
19. Keen, Jeffrey : *The Causes of Variations When Making Dowsable Measurements; Part 4 The Effects of Geometric Alignments and Subtle Energies* , 7 January 2010, e-paper online at <http://vixra.org/abs/1001.0004>
20. Hartmut Muller : *Global Scaling*, <http://globalscalingtheory.com/>
21. Erik P. Verlinde : *On the Origin of Gravity and the Laws of Newton*, 6 Jan 2010, <http://arxiv.org/abs/1001.0785>
22. Keen, Jeffrey : *Using Noetics to Determine the Geometric Limits of 3-Body Alignments that Produce Subtle Energies* , 7 May 2010, e-paper online at <http://vixra.org/abs/1005.0018>
23. Keen, Jeffrey : *Communicating Information Instantaneously Across the Solar System*, 10 Jan 2010, e-paper online at <http://vixra.org/abs/1001.0012>

Further Reading

24. Bekenstein, Jacob : *Information in the Holographic Universe*, Scientific American, 2003
25. Bohm, David : *The Undivided Universe*, Routledge, 2005, 041512185X
26. Bohm, David : *Wholeness and the Implicate Order*, Routledge, 1980
27. Curran, Jude : *The Wave*, O-Books; 2005, 1-905047-33-9
28. Dyer, Dr Wayne : *The Power of Intention*, Hay House 2004
29. Edwards, Lawrence : *The Vortex of Life*, Floris, 1993, 0-86315-148-5
30. Greene, Brian : *The Fabric of the Cosmos*, Allen Lane, 2004
31. Hansard, Christopher : *The Tibetan Art of Positive Thinking*, Hodder, 2003
32. Hawking, Stephen : *The Universe in a Nutshell*, Bantam Press, 2001
33. Laszlo, Ervin : *The Connectivity Hypothesis*, SUNY Press, 2003
34. Laszlo, Ervin : *Science and the Akashic Field*, Inner Traditions; 2004;
35. 1-59477-042-5
36. Lyons, James : *Quantifying Effects In Consciousness*, University of Hull 1998
37. McTaggart, Lynne : *The Field*, Harper Collins, 2001
38. Merrick, Richard : *Interference (A Grand Scientific Musical Theory)*, 2009, 978-0-615-20599-1
39. Mitchell, Edgar : *Nature's Mind: the Quantum Hologram*, <http://www.edmitchellapollo14.com>
40. Penrose, Roger : *Shadows of the Mind*, Oxford University Press, 1994
41. Penrose, Roger : *The Emperor's New Mind*, Oxford University Press, 1999
42. Pribram, Karl : *Consciousness Reassessed*, Mind and Matter, 2004
43. Radin, Dean : *Conscious Universe*, Harper, 1997, 0062515025
44. Sheldrake, Rupert : *Morphic Resonances*, Inner Traditions, 2000
45. Sheldrake, Rupert : *The Sense of being Stared At*, Arrow, 2004
46. Smolin, Lee : *The Trouble with Physics*, Allen Lane, 2006, 978-0-713-99799-6
47. Stewart, Malcolm : *Patterns of Eternity*, Floris Books, 2009
48. Talbot, Michael : *The Holographic Universe*, Harper, 1996, 0586091718
49. Tiller, William : *Conscious Acts of Creation*, Pavoir, 2001, 01929331053

Acknowledgements are due to the UK Dowsing Research Group (DRG) members who assisted in this avenue of research, helped to confirm many of the findings, suggested causes, and following their enthusiastic review of the author's lectures, encouraged its documentation.

Author Information Further details can be obtained on the author's website

<http://www.jeffreykeen.co.uk/>. In particular, the detailed findings have been e-published as a complementary series of 8 papers in the scientific website vixra at

[http://vixra.org/author/Jeffrey S Keen](http://vixra.org/author/Jeffrey_S_Keen).

© 2010 by Jeffrey S Keen All rights reserved. No part of this article may be reproduced, stored in a retrieval system, or transmitted or translated in machine language in any form or by any means, electronic, mechanical, photocopying, recording, or otherwise, without the prior written permission of the author. The moral right of Jeffrey S Keen to be identified as author of this work has been asserted in accordance with the copyright, design, and patents act 1988.